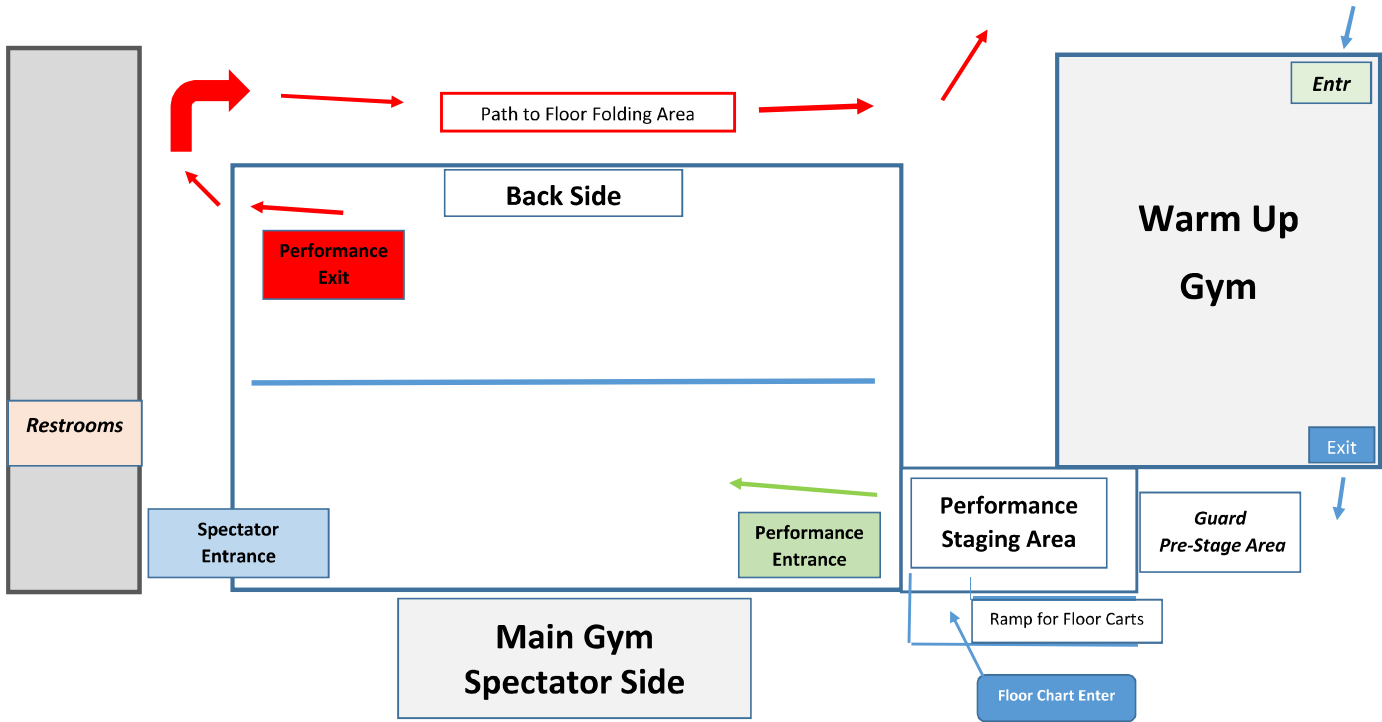


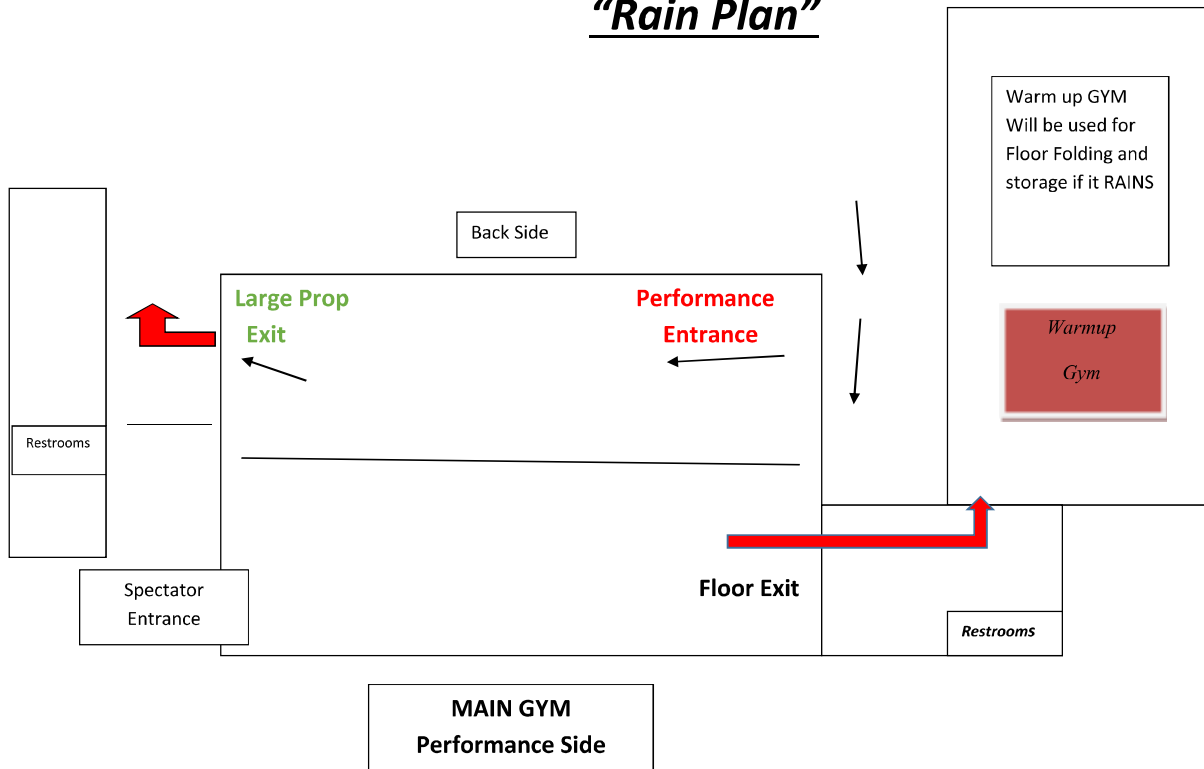
WGASC Show @ Valencia HS (OC)

Performance Gym Layout



WGASC Show @ Valencia HS (OC)

"Rain Plan"





Gym Specs.



Stand to Stand = 71' 5"

Wall to Wall = 103' 9"

Judge's Side Stands = 15 Rows

Guard Seating = 15 Rows *(11 Rows accessible during Show)*

Doors

Height = 7'

Width (Center Pin Removed) = 6' 6"

Approx. Seating Cap. = 750 each side



Judges / Audience View

(at top of stands)

**Performers
Point of View**

Towards Judges Stands



**Ceiling / Lights in
Performance Gym**



Performer Entrance

(Front Right of Performance Floor)



Performer Exit

(Back left of Performance Floor)

Floor Folding Area

(Large enough to open floors all the way!!)





Warm - up Space

(In the middle of campus)

Warm - up Space

(Next to stadium / near Gym)



Warm - up Space

(Outdoor Courts behind Stadium)



**Warm – up
Gym**



**Performance
Entrance Area**
(outside view)

**Performance
Entrance Ramp
Area**
(Outside View)






Prop / Floor
(Unloading and
Loading)
Zone



Concession / Eating
Area

Vendor /
Concession Area




WGASC Show @ Valencia (OC) - Campus map #1



Guard
Staging/ Entr
Area

Warm – Up Gym Layout

for the WGASC Show @ Valencia HS – OC



A Side

B Side



Exit Here

Spectator Stands

Enter Here

